

DISCUSSION GUIDE FOR YOU AND YOUR DOCTOR

Zephyr[®] Valve by Pulmonx

The Zephyr Valve is a minimally invasive treatment option that is not another medication and does not require cutting or incisions.

- Tiny valves are placed into a targeted section of the diseased lung where air has become trapped. The trapped air causes shortness of breath.
- The one-way valve allows the trapped air to escape, resulting in patients being able to breathe easier and experience less shortness of breath.¹

This guide will help you start a conversation with your doctor about the Zephyr Endobronchial Valve.



You might be a candidate for Zephyr Valve.

zephyr[®]
by pulmonx

*It's your life.
Breathe it in.*



Breathe Easier

If you answer YES to one or more of the following, the Zephyr® Valve may be able to help you breathe easier without the risk of major surgery.¹

1

You have a confirmed diagnosis of COPD or emphysema.

2

You stop to catch your breath often, even with taking your medication as directed.

3

You have reduced lung function (FEV₁ <50% predicted).

Get Back to Living Life on Your Terms With the Zephyr Valve



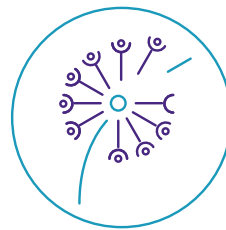
Breathe Easier

Be less short of breath with increased lung function.¹



Have More Freedom

Do more things on your own like bathing, cooking, and cleaning.¹



Enjoy Life More

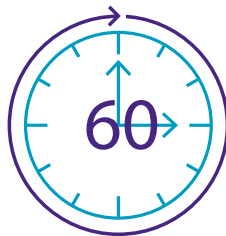

Have more energy and get back to your favorite hobbies and socializing.¹



Feel More Confident

When leaving home and living life.¹

Over 40,000 patients globally have been treated with Zephyr Valves for their severe COPD/emphysema:



- FDA approved
- Clinically proven
- Requires no cutting or incisions
- Procedure completed in approximately an hour

Complications of treatment can include but are not limited to pneumothorax (tear in the lung), worsening of COPD symptoms, hemoptysis, pneumonia, and, in rare cases, death.

Next Steps

1

Preparing for Your Consultation

Take the time to read and fill out this discussion guide to help you prepare for your appointment. Take notes about your specific symptoms and limitations in your daily activities as a result of your shortness of breath. Call the Zephyr® Care Team at 833-664-2673 to get any questions answered about Zephyr Valves prior to your visit.

2

Initial Consultation

Bring this guide to your consultation and give it to your primary doctor. Discuss how your daily life is affected by shortness of breath and COPD symptoms.

3

Schedule an Appointment to Test for Zephyr Valve Eligibility

Find a Zephyr Valve Center at mylungmylife.com or by calling the Zephyr Care Team for assistance.

A simple set of tests are required to determine if you might be a good candidate for the treatment. These include:

- Pulmonary Function Testing (PFTs)
- CT scan
- ABG (a blood test)
- 6-minute walk test
- Additional tests, such as an EKG or perfusion scan may be required

4

Insurance Coverage and Prior Authorization

While insurance coverage is not guaranteed, most patients who qualify for the Zephyr Valve procedure are able to secure insurance coverage for their treatment. The Pulmonx Patient Reimbursement Support program is available to provide assistance in the insurance process for patients who qualify for the procedure.

5

Schedule Your Procedure With a Zephyr Valve Treating Physician

Zephyr Valves are placed during a procedure that does not require any cutting or incisions.

- After receiving anesthesia, a small tube with a camera, called a bronchoscope, will be inserted into the lungs through your nose or mouth.
- During the procedure the doctor will place on average 4 Zephyr Valves in the airways. The number of valves placed will depend on the individual anatomy of the patient's airways and physician discretion.
- You will stay in the hospital for a minimum of 3 nights. Some patients who experience a complication may be required to stay longer.
- After the procedure, you will continue to use the medicines prescribed for your condition.

Preparing for Your Next Appointment

What questions might you have for your doctor? Are there any issues you would like to share? Write them down and keep track of how your doctor answers:

Question:

Answer:

Question:

Answer:

Question:

Answer:

General Notes: Provide specific examples of how your daily life is impacted by shortness of breath and COPD symptoms.

1 Criner, G et al. Am J Resp Crit Care Med. 2018 Nov 1;198(9):1151–1164.

2 From the Global Strategy for the Diagnosis, Management and Prevention of COPD, Global Initiative for Chronic Obstructive Lung Disease (GOLD) 2023. Available from: <http://goldcopd.org>.

Caution: Federal law restricts this device to sale by or on the order of a physician.

Important Safety Information: The Pulmonx Zephyr® Endobronchial Valves are implantable bronchial valves indicated for the bronchoscopic treatment of adult patients with hyperinflation associated with severe emphysema in regions of the lung that have little to no collateral ventilation. Complications can include but are not limited to pneumothorax (tear in the lung), worsening of COPD symptoms, hemoptysis, pneumonia, and, in rare cases, death. The Zephyr Valve is contraindicated in patients who have not quit smoking. Please talk with your physician about other contraindications, warnings, precautions, and adverse events. Only a trained physician can decide whether a particular patient is an appropriate candidate for treatment with the Zephyr Valve.